

## Cost of Service

The total cost to service your liferaft includes:

- Base service cost
- Cost of items replaced or serviced
- Cost of required documentation

Only after opening the liferaft, evaluating its general condition, and identifying the replacement items, can we estimate the total cost of service.

Listed below are dated items and other items that may add to the total inspection cost.

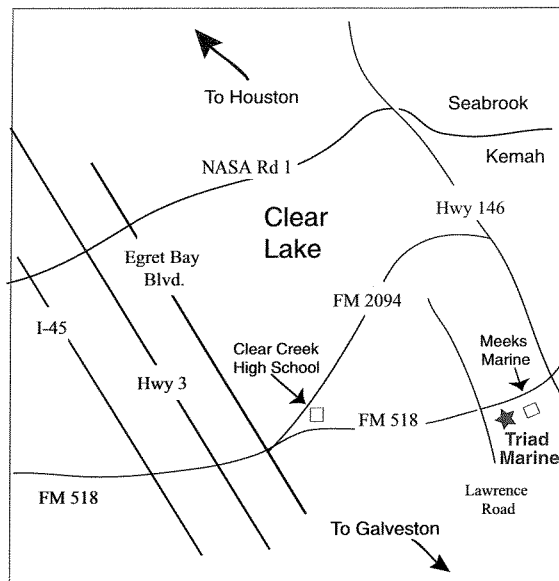
## Checklist of Dated Items

- Hand flares—3 years
- Parachute flare—3 years
- Floating smoke—3 years
- Repair cement—1 year
- Batteries, flashlight—1 year
- Batteries, interior/exterior lights (by Mfg.)
- Food rations—5 years
- Drinking water—5 years

## Other Possible Charges

- Manufacturers certificates
- Gaskets & seals
- Bursting straps
- Vacuum bags
- CO<sub>2</sub> cylinder testing & refilling (5 years)
- Manufacturer labels
- Five-year tests
- Necessary Air Pressure test (NAP)
- Floor test

This is a general guide and may or may not apply to your liferaft. Ask for a more detailed description of the service performed if you have any questions.




Triad Marine &  
Industrial Supply, Inc.

1155 FM 518  
Kemah, Texas 77565

(281) 334-0815 phone  
(281) 338-4956 fax  
(800) 895-5060 toll-free


e-mail: [hlambert@compassnet.com](mailto:hlambert@compassnet.com)  
<http://www.triadmarine.com>



Triad Marine &  
Industrial Supply, Inc.

Inflatable boats & liferafts

# Liferaft Servicing



What should you expect?

## Annual Service

Your liferaft is one of the most important pieces of safety equipment on your boat. It is designed, manufactured, and equipped to save your life in the event you have to abandon ship.

Annual servicing will ensure that your liferaft will operate and perform as designed. You will also increase the life expectancy of your liferaft with regular inspections. Each year your liferaft is subjected to a wide range of elements that will accelerate the natural aging process of the raft and its components.

The only way to determine if your liferaft is in optimum condition is to inspect it annually.

## Our Service Facility

Our service technicians are factory-trained and certified. We are approved by the United States Coast Guard (USCG) to inspect several brands of approved USCG/SOLAS (Safety of Life At Sea) liferafts. We are also certified by The American Bureau of Shipping to service several brands of liferafts.

We encourage you to see your liferaft when it is opened for inspection. Our service technicians will be happy to go through your raft with you and answer any questions. This service is done at no charge, by appointment.

Your safety is very important to us. Please feel free to ask us any questions you, or your crew, may have about the operation or contents of your liferaft.

# Typical Inspection Procedures

1. The container or valise is visually inspected for damage.
2. The container is opened and the liferaft is removed for inspection
3. The CO<sub>2</sub>/N<sub>2</sub> cylinder is removed for later inspection and weight testing prior to repacking.
4. A detailed inspection is performed while unfolding the liferaft to identify any damage or deterioration of fabric or adhesive.
5. The raft is filled with dry compressed air to its proper inflation pressure. The pressure relief valves are tested at this time to confirm proper operation.
6. The liferaft is further inflated to stretch the fabric prior to commencing the specified leak test on each tube. During the prestretch, the fabric and seams are again inspected for any signs of deterioration. All attachments are also inspected at this time.
7. The air chambers are then pressure tested for the specified time. The pressure is recorded at the beginning of the test and checked again at the specified time. The end pressure is adjusted for temperature and pressure changes. The end pressure is recorded and checked for permissible loss. (No more than 5%.)
8. The equipment packs are checked during the pressure leak test period. Dated items are replaced only if they have reached their stamped expiration dates. The CO<sub>2</sub> cylinder is inspected at this time for damage, hydrostatic test date, and is then weight checked. (Note: The Department of Transportation requires a hydrostatic test every five years.)
9. USCG/SOLAS liferafts must undergo additional testing after ten years of service. These tests include a Necessary Air Pressure test (NAP), a floor seam test, and the liferaft's CO<sub>2</sub> system must undergo an operational inflation every five years on most liferafts.
10. If major repairs are required the owner will be notified of the cost before proceeding with repair.
11. At this time the emergency packs are secured to the inside of the liferaft. The light system, cylinder, and inflation system are reconnected and checked. The valves are tightened and checked. All attachments are checked and secured.
12. The liferaft is then repacked according to manufacturer specifications. The firing cable for the inflation system is attached to the painter line. This makes the liferaft fully operational.
13. Container gaskets or seals are replaced and bursting straps are installed. Valises are sealed or laced. All labels are checked and replaced as required.
14. All test results, repairs, and renewals are recorded on the service inspection report. Documentation is kept on file at our station as required. Government and manufacturer certificates are issued and the owner is notified that the liferaft is ready to return to service.